



The Embroiderers' Guild NSW Inc.

Margaret Oppen Competition 2017 – Artist Statements – Contemporary

C1 FAY GRANT - CELEBRATE



My CONCEPT of the theme of this competition “DIAMONDS & OTHER TREASURES” is to celebrate the 60th (DIAMOND) Anniversary of the establishment of the NSW EMBROIDERERS’ GUILD so it should be Bright & Happy. I have referenced the Guild with a stylised Logo. The DIAMONDS are central as a long established symbol of 60 yrs. I have also emphasised this brightly in the word sixty in colours representing “other Treasures”-RED for RUBY,BLUE for SAPPHIRE, & GREEN for EMERALD. These colours also lead to the DIAMOND & centre of the BOUQUET where they become JEWELS. “CELEBRATE”

C2 SUSAN VENESS - LIKE A DIAMOND IN THE SKY



My work is inspired by Vincent Van Gogh's Starry Night. I created it in response to the theme of Diamonds and Other Treasures but also as my homage to Van Gogh who is one of the artists I have been studying with the “Colour in Embroidery” group. It also gave me the perfect opportunity to experiment with my ice-dyed fabric. I have used stamping, beading, applique, couching and hand and machine stitching to showcase the fabric.

C3 GLENYS COLLIE - DIAMONDS UNEARTHED



I was inspired by the natural environment of diamonds and other treasures that are found in the earth, such as gold, emeralds and rubies as the raw product before beautification. My approach to this design was to represent the earth and its treasures in a manner that largely goes unnoticed. I combined a variety of contemporary and traditional



The Embroiderers' Guild NSW Inc.

techniques using various threads and hand-dyed fibres. I drew heavily on colour, texture, rhythm and depth of design to convey a feeling of what beauty lies under the earth rather than what is found in a jewellery shop.

C4 SUE RUSSELL - OPULENCE



Diamonds and other treasures - my mind went to a trip recently to Lightning Ridge where I was intrigued by the beauty and vibrant colour of the boulder opals that is so quintessentially the Australian treasure. How then to capture their unique beauty in stitch? I scoured the local beach to find rocks to provide the base shape for my "boulders". I then set about felting the rock, including some silk on one side to reflect the beauty and colour that may lay within the rock. Then on to stitching the fine reflective qualities of the opals: from glistening to flashes and whorls of colour. This was done with silk on silk, then stitched to the base. I decided to present the opals on a freeform felted shape that again reflects the colours of opals.

C5 SUE TURNER - KOKO'S GOLD



When I heard of the theme for this year's Margaret Oppen I had been waiting to use my diamond like stash. Actually all the materials I have used came from my stash. In particular was the "bird bitten fabric". Koko is a Corella who likes to bite and tear his cage cover. If he is in a bad mood he makes "bitten bird lace"(not much fabric left.)

C6 MARGARET VEENSTRA - DIAMONDS FOREVER - TREES TO TREASURE



Captivated by a "fashion" photograph when trolling through an old "Vogue" magazine waiting for the doctor - beautiful birch trees in a snow-covered forest. I could not resist tearing it out! My embroidery of this beautiful forest germinated - a reminder that such trees are treasures, as are diamonds and other things. Worked on ivory silk with



The Embroiderers' Guild NSW Inc.

cotton backing to give dimension to tree trunks; surface stitching of split-stem stitches in single-strand DMC stranded threads. Outlining tree trunks in grey monotoes graded to give distance - foreground in dark to background in light. Crystal seed beads - snow catching a glint of sun.

C7 NOLA WILLIAMS - HAPPY ANNIVERSARY



My inspiration for the Margaret Oppen Competition 2017 came from an arrangement of Roses my husband and I received for our 60th Wedding Anniversary. Using my favourite embroidery technique of Free Machine Embroidery, plus a little Surface Stitchery and Counted Thread, I made a Rose, embellishing it with a ribbon from the arrangement and adding an embroidered Gift Card complete with "Diamonds". We wish the NSW Embroiderers' Guild Success Beyond Measure in the years ahead and most importantly A VERY HAPPY DIAMOND ANNIVERSARY.

C8 ELIZABETH PRICE - THE SEASON OF WAR HAS ENDED...



The season of war has ended... and as the days grow shorter, Cullen son of Bullen lowers his war axe and raises his pick. He affixes his candle to his helm and returns to the mines in the mountains of his kinfolk. Together they dig for diamonds and other treasures as have the generations of dwarfs before them. And yet, he will always be ready to answer the call to battle.

C9 KRISTENE SMITH - DIAMONDS WITHOUT - TREASURES WITHIN



We spend our lives accumulating things of value. It begins early with a dummy, blankie or bear. Things surround us in increasing number as we age - books, furniture, property, land, plants, jewels, photos, cars, clothes, art, collections, trophies, awards, memberships, facebook friends - and all can be sold, lost, destroyed or faded by time. The real treasures are held within, in the memories of people, smells, sounds, tastes, feelings and events. These intangibles



The Embroiderers' Guild NSW Inc.

go with us to our graves. The diptych represents "Diamonds Without" - accumulated material treasures creating a void within. "Treasures Within" - filling the soul and negating worldly concerns.

C10 SHEILA BEER - ROUGH DIAMONDS



Ruby lips, emerald eyes, and hearts of gold are just some of the words used to describe women. These ladies have lived and may no longer have the good looks of youth. Their skin has aged and is wrinkled. It happens to us all. Even if we look like rough diamonds, we are all still treasures in our own invisible ways.

C11 WENDY SCHMID - 60 TREASURED STITCHES FROM THE EAST TRAVEL TO AUSTRALIA



This piece started as a sampler of stitches from the East. I enjoy reading the history of trade and movement of ideas. With this came designs and stitches from all over the world. I had a lovely piece of silk/linen from the Threaded Needle and the Colour Streams silks in Nasturtium seemed to belong. I stitched favourites from the past and tried new combinations. The Acacia Aneura log, I just love the lines, the colours, the textures. It started to influence other colour choices and then quietly asked to be included.

C12 DIANNE FURNELL - A FLUSH/FLASH OF DIAMONDS




Diamonds are a girl's best friend so they say! These certainly are when she's playing poker. I had an "out of the box" inspiration and a lot of fun embroidering these cards, especially getting the faces just right. The hardest part was



The Embroiderers' Guild NSW Inc.

finding red diamonds - trying to explain exactly what I wanted. The next hardest was crafting the hand to hold them. I have really enjoyed "having a go".

C13 ALLISON HILL - NERVES - PEARLS OF WISDOM



The brain is a fascinating natural treasure made of connected nerves controlling our body and thoughts. Each of the nineteen nerves in this piece is unique, decorated using precious pearls, beads, sequins and a wide variety of embroidery techniques. The nerves are made of cotton and nylon organza that is wrapped over thin wire. Oval eyelets represent the cell nucleus. The vital connections between the nerves are made of wire, thread and tiny beads. The piece captures the randomness and order of the brain, our thoughts, and nature itself. I would like to think the pearls, beads and sequins reflect the pearls of wisdom we gain in life's journey.

C14 DIANE EDWARDS - TREASURE OF THE DESERT



To those in the Outback, rain is a much treasured event as this can make or break the lives and plans of those that live here. Good rainfall has the magic to transform.

C15 VICKI JERICO - DOTS AND SPOTS – THE DESIGN PROCESS



A mixed media book with a surface embroidered and embellished storyline explaining my somewhat haphazard approach to designing and completing a project. The theme explores anything circular and wraps in a crystal organza cover which has a machine embroidered border and motifs with a beaded tassel to hold it together. For display purposes, the wrap becomes a background when the entire book is displayed open. The 8 pages are viewed in pairs as the book unfolds. The storyline is on the rear and would probably be read for explanation after all pages are viewed.




The Embroiderers' Guild NSW Inc.

C16 CATHIE GRIFFITH - A MAP OF TREASURES



Drawing inspiration from pirate maps of old, I set about making a map of life's treasures. Employing the simplest stitches, I have recreated a hand drawn map, hurriedly sketched, leading the treasure seeker towards their heart's desire. Washed up on some remote shore, the map escapes from the bottle in which it had bobbed on the ocean's tides, to reveal the path to the treasures we seek. Materials: Black silk and cotton, white threads. Techniques: Surface stitchery.

C17 MARIAN MORISON - TWINKLE TWINKLE



I photographed the Milky Way at an observatory in New Zealand. Stitching this circle has reminded me of what I saw through the lens of my camera. The lucky folk in rural and remote areas see these treasures of the night sky.

C18 CLAIRE BAKER - A GRANDMA'S TREASURE



There is nothing more precious to me than my children and grandchildren, and so I have been inspired to use these ultrasound images, provided by my daughter and daughter-in-law, to produce "A Grandma's Treasure". The folded book style is based on one used by Dr Sue Wood in her work "with/in/significant textiles" (2017). Cloth books, a baby's first introduction into another love of my life, reading, have also been referenced. A muslin wrap and bunny rug, used by my youngest grandson, have been decorated with knotted and surface stitches, in pastel shades that echo the fabrics' colours.



The Embroiderers' Guild NSW Inc.

C19 DONNA CAFFREY - NATURE'S TREASURES



Around the world, people view the butterfly as representing endurance, change, hope, and life. I chose to use butterflies to reflect the change and growth that the Guild and its members has gone through since its inception 60 years ago.

C20 ROBIN KALTENBACH - GEM FROM A ROAD TRIP



Part of a series of Australian "gems", based on my interest in the Australian landscape. The cow came out from the shade of the gum trees (North N.S.W) when I pulled up to take a photo. This inspired a linocut, that I have printed on indigo random dyed fabric, then in printmaking tradition, I hand coloured with stitch.

C21 WINIFRED SIMSHAUSER - A TOUCH OF NATURE



A Touch of Nature is a creative piece of art inspired by a Summer School experience in ecodyeing. Eucalyptus, Maraya and Prunus leaves feature on silk, with tea-dyeing and rust imprints added. Basic stitching completes the project.

C22 NARDA CAMPBELL - ANOTHER MAN'S TREASURE




The Embroiderers' Guild NSW Inc.



This piece is a collection of discarded everyday objects – glass juice bottles. Each bottle has been up-cycled to create a separate piece of beauty & practicality. For storage. For display. This shows that objects that have been mass produced and would normally be thrown out can be given a new life and become a personal treasure. The creation of this collection includes: contemporary free form hand stitchery, hand dyed and recycled fabric (denim, linen, cotton sheeting), a combination of hand dyed and sourced threads (silk, cotton & linen).

C23 MARGOT REINCASTLE - TREASURES INSIDE MY SEWING ROOM



Inspired by the theme “Diamonds and Other Treasures” the concept of my work is taken from the treasures in my sewing room. I love to stitch, create beautiful pieces with a needle and thread and be inspired by the use of many intricate finds in my sewing room. You can find sparkly diamonds, decorative beads, crystal beads, lace, flowers, buttons, embroidery threads, delicate fabrics, trims, pretty dresses and bridal gowns in my work room. My design has incorporated some of my special treasures combined with free machine embroidery, ribbon embroidery, beading and surface stitchery.

C24 CATHERINE LEES - HUMMINGBIRD



Hummingbirds are tiny and energetic birds that are known for their ability to flutter their wings faster than the eye can see. Their wings move seamlessly in an infinity pattern to appear suspended in time as they hover collecting nectar. I experience joy in stitching and am attracted to the immediacy and tactile quality of working with stitch processes. I have a constant curiosity about the innate contradiction of textile delicacy and strength. My approach is contemporary – exploring elements of colour, surface effects and rhythm to express moods and concepts that are of interest. ‘Hummingbird’ seeks to express our individual ways of valuing and experiencing moments in time and the memories that are evoked and treasured.



The Embroiderers' Guild NSW Inc.

C25 NICOLE GAMMIE - ALL THAT SHIMMERS




I was keen to see how lace could be embellished not while making but afterwards and what the options could be when combined with embroidery. The lace is handmade then the embroidery was added later. With the theme of diamonds and other treasures, the use of shimmery beads gives the piece a richness which matt attachments would not. This provided the opportunity to experiment with both embroidery stitches and lace features to provide the greatest options for embellishment.

C26 SARAH SHADLOW - BELOVED



Children are precious treasures, much loved and a gift. This idea gives rise to the title & text of the work. Worked in gold to denote preciousness, beading to represent diamonds. Gold and diamonds are traditionally displayed on black cloth, hence the colour of background, sparkle texture of background material to give movement and life to background.

C27 JULIE WICKS - ANCIENT DIAMONDS



Diamond patterns used on Egyptian artefacts, clothing and jewellery were influenced over many centuries and dynasties by Persian and Greek occupations of the kingdoms. Most remains from Egypt were recovered from tombs and temples and contained images from nature and symbols from day-to-day living, many of which were included in the tomb, believed to be needed for use in the afterlife. Although brilliant and rich colours were used, especially in jewellery and collars, the intention in this artwork is to depict simple design without the distraction of colour.

C28 DIANA PERLOWSKI - TURQUOISE TREASURES



The Embroiderers' Guild NSW Inc.



My entry for the Margaret Oppen prize was inspired by the colours and designs of the American Indian Turquoise jewellery.